



Shift Lever

(2-WAY RELEASE)

IMPORTANT NOTICE

- Contact the place of purchase or a distributor for information on installation, adjustment, and replacement of the products which are not found in the user's manual. A dealer's manual for professional and experienced bicycle mechanics is available on our website (<https://si.shimano.com>).

For safety, be sure to read this "user's manual" thoroughly before use, follow it for correct use, and store it so that it can be referenced at any time.

The following instructions must be observed at all times in order to prevent personal injury and physical damage to equipment and surroundings. The instructions are classified according to the degree of danger or damage which may occur if the product is used incorrectly.

DANGER	Failure to follow the instructions will result in death or serious injury.
WARNING	Failure to follow the instructions could result in death or serious injury.
CAUTION	Failure to follow the instructions could cause personal injury or physical damage to equipment and surroundings.

Important safety information

WARNING

- Do not disassemble or modify the product. This may cause the product to not operate correctly, and you may suddenly fall and be seriously injured.

Notice

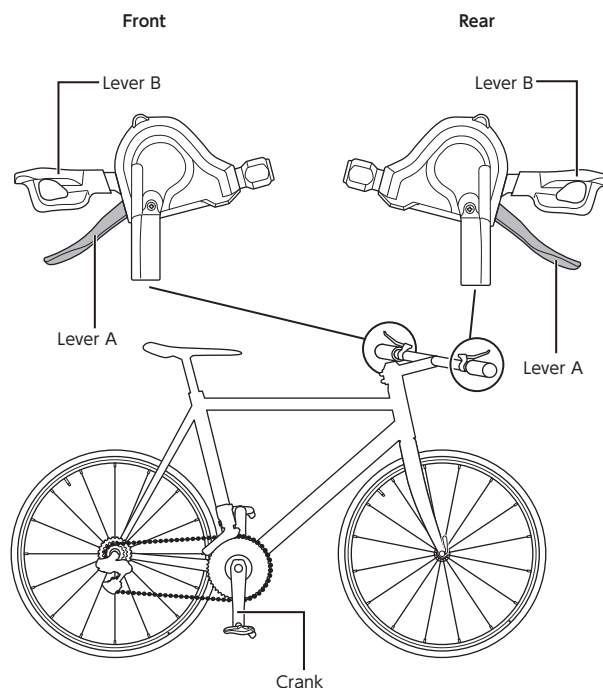
- Be sure to keep turning the crank during the lever operation.
- Products are not guaranteed against natural wear and deterioration from normal use and aging.
- In the case of carbon levers, wash them with a soft cloth using a neutral detergent. Otherwise, the material may be damaged and lose strength.
- Avoid leaving the carbon levers in places where high temperatures are present. Also keep them well away from fire.
- For maximum performance we highly recommend SHIMANO lubricants and maintenance products.

Regular inspections before riding the bicycle

Before riding the bicycle, check the following items. If any problems are found, consult your place of purchase or a distributor.

- Is gear shifting carried out smoothly?
- Are the levers securely installed to the handlebar?
- Do any abnormal noises occur during operation?

Names of parts



How to operate

Gear shifting operations

Be sure to keep turning the crank during the lever operation.

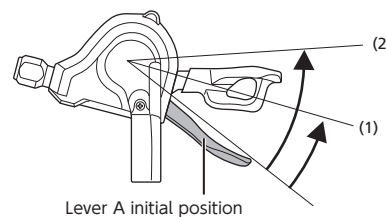
Caution on operation

After gear shifting is completed, both levers A and B return to their initial position.

Right-hand lever operation

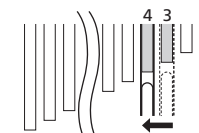
The number of sprocket shifts depends on the lever stroke. To shift one sprocket, move the lever to position (1). To shift two sprockets, move the lever to position (2).

- Lever A: Shifts to a larger sprocket



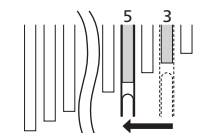
(1) Shifts one sprocket

Example: From the 3rd to 4th sprocket

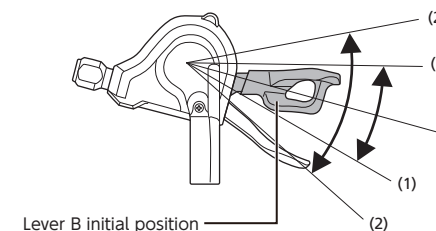


(2) Quick-shifts two sprockets

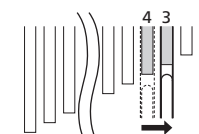
Example: From the 3rd to 5th sprocket



- Lever B: Shifts to a smaller sprocket



Example: From the 4th to 3rd sprocket

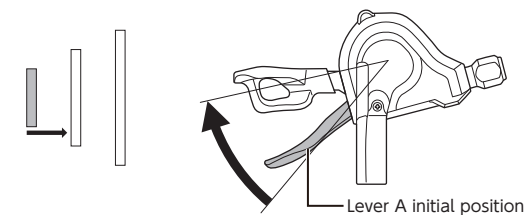


Gears can be shifted by pushing or pulling the lever. Some models have two-step gear shifting.

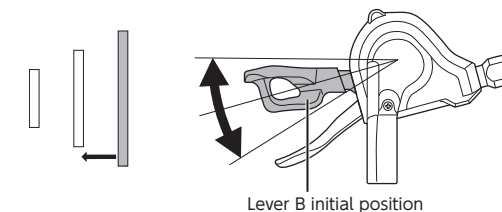
Left-hand lever operation

- * The illustration is of the triple model, but the method is the same for the double model.

- Lever A: Shifts to a larger chainring



- Lever B: Shifts to a smaller chainring



Gears can be shifted by pushing or pulling the lever.

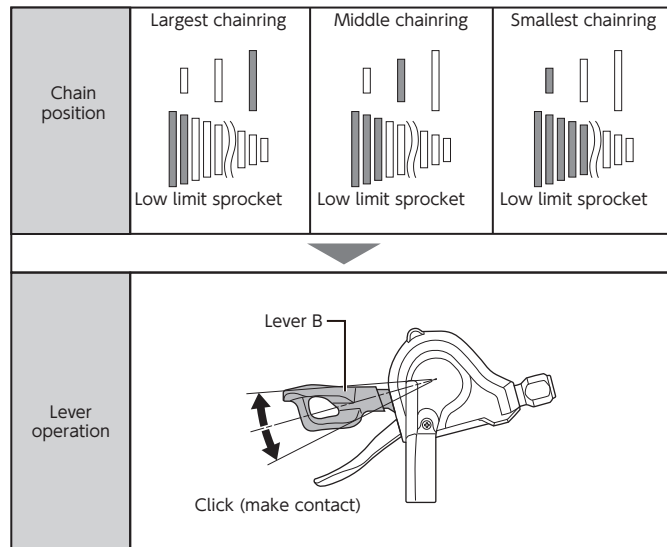
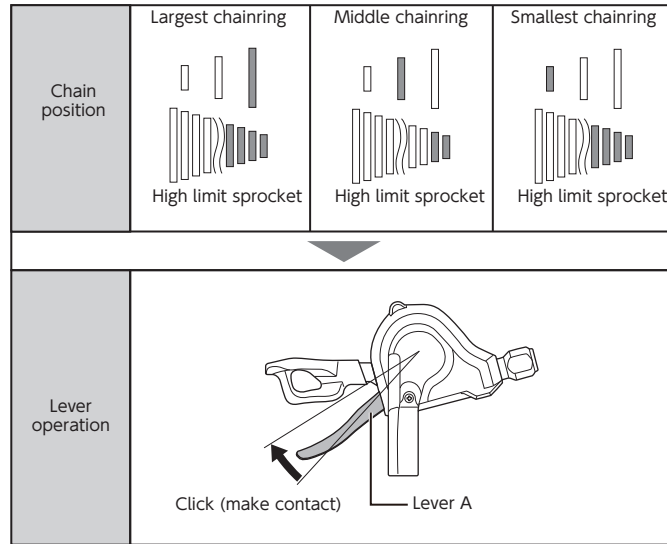
Trimming operation (noise prevention mechanism)

* Some product models support trimming operations. Contact your place of purchase for the supported models.

When noise occurs due to the front derailleur contacting the chain, perform the following operation.

The lever to operate differs according to the chain position.

* The illustration is of the triple model, but the method is the same for the double model.



SHIMANO

SHIMANO NORTH AMERICA BICYCLE, INC.
One Holland, Irvine, California 92618, U.S.A. Phone: +1-949-951-5003

SHIMANO EUROPE B.V.
High Tech Campus 92, 5656 AG Eindhoven, The Netherlands Phone: +31-402-612222

SHIMANO INC.
3-77 Oimatsu-cho, Sakai-ku, Sakai City, Osaka 590-8577, Japan

Please note: specifications are subject to change for improvement without notice. (English)
© Aug. 2021 by SHIMANO INC. ITP